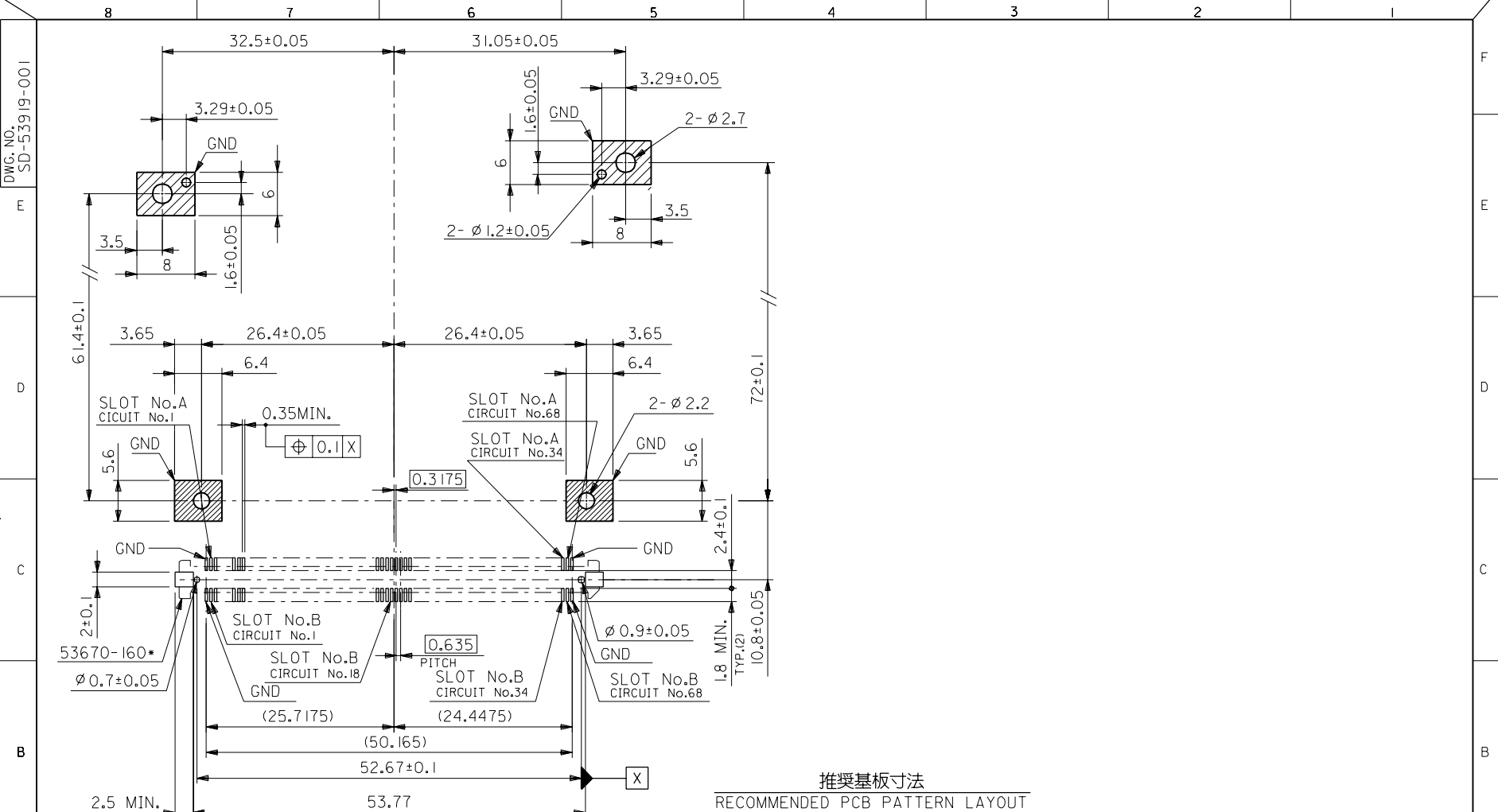


DO NOT SCALE DRAWING	EC NO. DRWN: CHK: APPR:	EC NO. DRWN: CHK: APPR:	EC NO. DRWN: CHK: APPR:	EC NO. DRWN: CHK: APPR:	RELEASED EC No. JD2000-0281 DRWN: HHIRATA '99/09/24 CHK: MSASAO '99/09/24 APPR: HIKESUGI '99/09/24	MATERIAL 材料 SHEET 4 参照 SEE SHEET 4	GENERAL TOLERANCES: (UNLESS SPECIFIED) 一般公差	SCALE 1 - 1 <input checked="" type="checkbox"/> mm <input type="checkbox"/> INCH	DESIGN UNITS <input checked="" type="checkbox"/> mm <input type="checkbox"/> INCH	THIRD ANGLE PROJECTION <input type="checkbox"/> mm <input type="checkbox"/> INCH <input checked="" type="checkbox"/> mm ONLY	DIMENSIONS: SHT REV	
	EC NO. DRWN: CHK: APPR:	EC NO. DRWN: CHK: APPR:	EC NO. DRWN: CHK: APPR:	EC NO. DRWN: CHK: APPR:	DESCRIPTION 在上市 SHEET 4 参照 SEE SHEET 4	FINISH 表面处理 SHEET 4 参照 SEE SHEET 4	10 UNDER 未満	+0.2	DRAWN BY & DATE H. Hirata '99/09/25	TITLE: PC CARD CONN. EJECT MECHANISM METAL SHELL TYPE FOR CARD BUS	REVISION	
	EC NO. DRWN: CHK: APPR:	EC NO. DRWN: CHK: APPR:	EC NO. DRWN: CHK: APPR:	EC NO. DRWN: CHK: APPR:	REV	WIRE RANGE 適用線径範囲	10 OVER 以上	+0.25	CHECKED BY & DATE H. Sarano '99/09/25	APPROVED BY & DATE H. Sarano '99/09/25	MOLEX INCORPORATED	SIZE B
	EC NO. DRWN: CHK: APPR:	EC NO. DRWN: CHK: APPR:	EC NO. DRWN: CHK: APPR:	EC NO. DRWN: CHK: APPR:	INS. RANGE 被覆外径	ANGLE 角度	30 OVER 以上	+0.3	CAD FILE NAME SD-53919-001.S01	MATERIAL NO. 53919-1604	DRAWING NO. SD-53919-001	SHEET NO. 1 OF 4



推薦基板寸法
RECOMMENDED PCB PATTERN LAYOUT

DO NOT SCALE DRAWING

EC NO. DRWN: CHK: APPR:	EC NO. DRWN: CHK: APPR:	EC NO. DRWN: CHK: APPR:	EC NO. DRWN: CHK: APPR:	SEE SHEET 1 OF 4 EC NO. DRWN: CHK: APPR:	DESCRIPTION REV	MATERIAL 材料 SHEET 4 参照 SEE SHEET 4	GENERAL TOLERANCES: (UNLESS SPECIFIED) 一般公差	SCALE NONE	DESIGN UNITS <input checked="" type="checkbox"/> mm <input type="checkbox"/> INCH	DIMENSIONS: <input type="checkbox"/> mm <input type="checkbox"/> INCH <input checked="" type="checkbox"/> mm ONLY THIRD ANGLE PROJECTION	SHT	REV	
						10 UNDER 未滿		+0.2	DRAWN BY & DATE H. Ninota '99/09/25		TITLE: PC CARD CONN. EJECT MECHANISM METAL SHELL TYPE FOR CARD BUS MOLEX INCORPORATED	REVISE ON CAD ONLY	
						10 OVER 以上		30 UNDER 未滿	+0.25			CHECKED BY & DATE H. Saruta '99/09/25	
						30 OVER 以上		+0.3	APPROVED BY & DATE H. Saruta '99/09/25				
						ANGLE 角度		+3°	CAD FILE NAME SD-53919-001.S02			MATERIAL NO. 53919-1604	DRAWING NO. SD-53919-001
THIS DRAWING CONTAINS INFORMATION THAT IS PROPRIETARY TO MOLEX INCORPORATED AND SHOULD NOT BE USED WITHOUT WRITTEN PERMISSION.										SIZE B			




DIAGRAM A:
CIRCUIT ASSIGNMENT DWG.

DO NOT SCALE DRAWING	←	EC NO. DRWN: CHK: APPR:	EC NO. DRWN: CHK: APPR:	EC NO. DRWN: CHK: APPR:	EC NO. DRWN: CHK: APPR:	SEE SHEET 1 OF 4 EC NO. DRWN: CHK: APPR:	DESCRIPTION REV	MATERIAL 材料 SHEET 4 参照 SEE SHEET 4	GENERAL TOLERANCES: (UNLESS SPECIFIED) 一般公差	SCALE NONE	DESIGN UNITS <input checked="" type="checkbox"/> mm <input type="checkbox"/> INCH	<input checked="" type="checkbox"/> THIRD ANGLE <input type="checkbox"/> PROJECTION	DIMENSIONS: <input type="checkbox"/> mm <input type="checkbox"/> INCH <input checked="" type="checkbox"/> mm ONLY	SHT	REV		
		FINISH 仕上り SHEET 4 参照 SEE SHEET 4	WIRE RANGE 適用線径範囲	ANGLE 角度	10 UNDER 未満	10 OVER 以上	30 UNDER 未満	30 OVER 以上	INS. RANGE 被覆外径	±0.2	±0.25	±0.3	±3°	DRAWN BY & DATE H. Ninota '99/09/25	CHECKED BY & DATE H. Sarai '99/09/25	TITLE: PC CARD CONN. EJECT MECHANISM METAL SHELL TYPE FOR CARD BUS	REVISION ON CAD ONLY
		SD-53919-001.S03	53919-1604	SD-53919-001	3	MOLEX INCORPORATED											
		THIS DRAWING CONTAINS INFORMATION THAT IS PROPRIETARY TO MOLEX INCORPORATED AND SHOULD NOT BE USED WITHOUT WRITTEN PERMISSION.												SIZE B			

DWG. NO. SD-53919-001

DO NOT SCALE DRAWING

注) NOTES

△ ボタンストロークが 6.5mmの時、カード飛び出し量は (3.2mm)。
 ボタンストロークが 8.5mmの時、カード飛び出し量は (7mm)。
 WHEN BUTTON PUSH STROKE IS 6.5mm, CARD OUT BY (3.2mm).
 WHEN BUTTON PUSH STROKE IS 8.5mm, CARD OUT BY (7mm).

△ 接点部 金めっき
 CONTACT AREA GOLD PLATING
 パラジウムニッケルめっき
 PALLADIUM-NICKEL PLATING

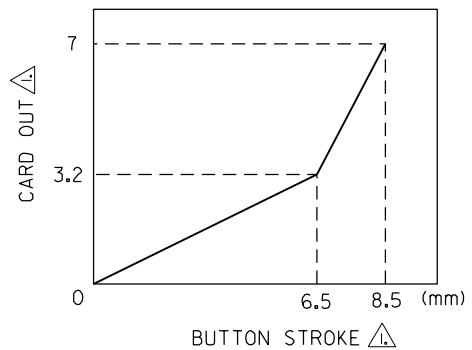
半田付け部 半田めっき
 SOLDER TAIL AREA TIN-LEAD PLATING
 下地めっき ニッケルめっき
 UNDERPLATING NICKEL PLATING

△ ピンの倒れは、ピン根元を基準に全方向へ0.1 MAX.とする。
 PIN TIP LEAN TOWARD ANY DIRECTION NOT TO EXCEED 0.1
 WHEN MEASURED FROM PIN BASE.

△ ピン根元に適用する。
 THIS DIMENSION TO BE MEASURED AT PIN BASE.

△ 接点部 金めっき
 CONTACT AREA GOLD PLATING
 下地めっき ニッケルめっき
 UNDERPLATING NICKEL PLATING

△ 半田めっき
 TIN-LEAD PLATING
 銅下地めっき
 COPPER UNDERPLATING



No.	品名 NAME	材料 MATERIAL	仕上げ FINISH	個数 PIECE
1	HOUSING (NORMAL)	ガラス入り耐熱樹脂 UL94V-0 色 : 自然色 LIQUID CRYSTAL POLYMER GLASS FILLED UL94V-0 COLOR:NATURAL	—	1
2	HOUSING (REVERSE)	ガラス入り耐熱樹脂 UL94V-0 色 : 自然色 LIQUID CRYSTAL POLYMER GLASS FILLED UL94V-0 COLOR:NATURAL	—	1
3	PIN	りん青銅 PHOSPHOR BRONZE	NOTES △ 参照 SEE NOTES △	136
4	METAL SHELL (FOR LEFT SIDE BUTTON)	ステンレス鋼 t 0.254 STAINLESS STEEL t 0.254	—	1
5	METAL SHELL (FOR RIGHT SIDE BUTTON)	ステンレス鋼 t 0.254 STAINLESS STEEL t 0.254	—	1
6	PUSH ROD (FOR LEFT SIDE BUTTON)	ステンレス鋼 t 0.8 STAINLESS STEEL t 0.8	—	1
7	PUSH ROD (FOR RIGHT SIDE BUTTON)	ステンレス鋼 t 0.8 STAINLESS STEEL t 0.8	—	1
8	LEVER (FOR LEFT SIDE BUTTON)	ステンレス鋼 t 0.4 STAINLESS STEEL t 0.4	—	1
9	LEVER (FOR RIGHT SIDE BUTTON)	ステンレス鋼 t 0.4 STAINLESS STEEL t 0.4	—	1
10	FRONT BRACKET	ステンレス鋼 t 0.5 STAINLESS STEEL t 0.5	—	2
11	REAR BRACKET	冷間圧延鋼板 (SPCC) t 0.5 COLD ROLLED CARBON STEEL SHEETS t 0.5	NOTES △ 参照 SEE NOTES △	2
12	PCB	ガラス布基材エポキシ樹脂 t 0.6 GLASS FABRIC BASE, EPOXY RESIN t 0.6	—	1
13	0.635 PITCH B-TO-B S/T REC. HS'G ASS'Y	SD-52922-***0 参照 SEE SD-52922-***0	—	1
14	INSULATION SHEET	ポリエステル t 50 μm POLYESTER t 50 MICRO METER	—	1
15	CARD BUS TERMINAL	りん青銅 PHOSPHOR BRONZE	NOTES △ 参照 SEE NOTES △	4
16	CARD BUS TERMINAL	りん青銅 PHOSPHOR BRONZE	NOTES △ 参照 SEE NOTES △	4
17	BASE BUTTON (WITH RIB)	ポリカーボネイト UL94V-0 色 : 黒色 POLYCARBONATE UL94V-0 COLOR:BLACK	—	1
18	BASE BUTTON	ポリカーボネイト UL94V-0 色 : 黒色 POLYCARBONATE UL94V-0 COLOR:BLACK	—	1
19	TOP BUTTON	ガラス入りポリエステル UL94V-0 色 : 黒色 POLYESTER GLASS FILLED UL94V-0 COLOR:BLACK	—	2
20	PIN	黄銅 BRASS	—	2

EC NO. DRWN: CHK: APPR:	EC NO. DRWN: CHK: APPR:	EC NO. DRWN: CHK: APPR:	EC NO. DRWN: CHK: APPR:	SEE SHEET 1 OF 4 EC NO. DRWN: CHK: APPR:	DESCRIPTION REV	MATERIAL 材料 表参照 SEE TABLE	GENERAL TOLERANCES: (UNLESS SPECIFIED) 一般公差	SCALE NONE	DESIGN UNITS <input checked="" type="checkbox"/> mm <input type="checkbox"/> INCH	THIRD ANGLE PROJECTION	DIMENSIONS: <input type="checkbox"/> mm <input type="checkbox"/> INCH <input checked="" type="checkbox"/> mm ONLY	SHT REV
						FINISH 仕上げ 表参照 SEE TABLE	10 UNDER 未満	+0.2	DRAWN BY & DATE H. Ninata '99/09/25	TITLE: PC CARD CONN. EJECT MECHANISM METAL SHELL TYPE FOR CARD BUS		
						WIRE RANGE 通孔線径	10 OVER 以上	+0.25	CHECKED BY & DATE H. Sarao '99/09/25			
						INS. RANGE 板厚外径	30 OVER 以上	+0.3	APPROVED BY & DATE H. Sarao '99/09/25		MOLEX INCORPORATED	
							ANGLE 角度	+3°	CAD FILE NAME SD-53919-001.S04	MATERIAL NO. 53919-1604	DRAWING NO. SD-53919-001	SHEET NO. 4
THIS DRAWING CONTAINS INFORMATION THAT IS PROPRIETARY TO MOLEX INCORPORATED AND SHOULD NOT BE USED WITHOUT WRITTEN PERMISSION.												SIZE B