
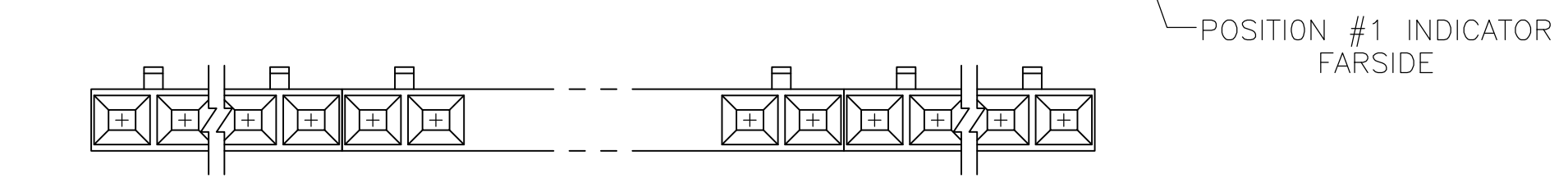
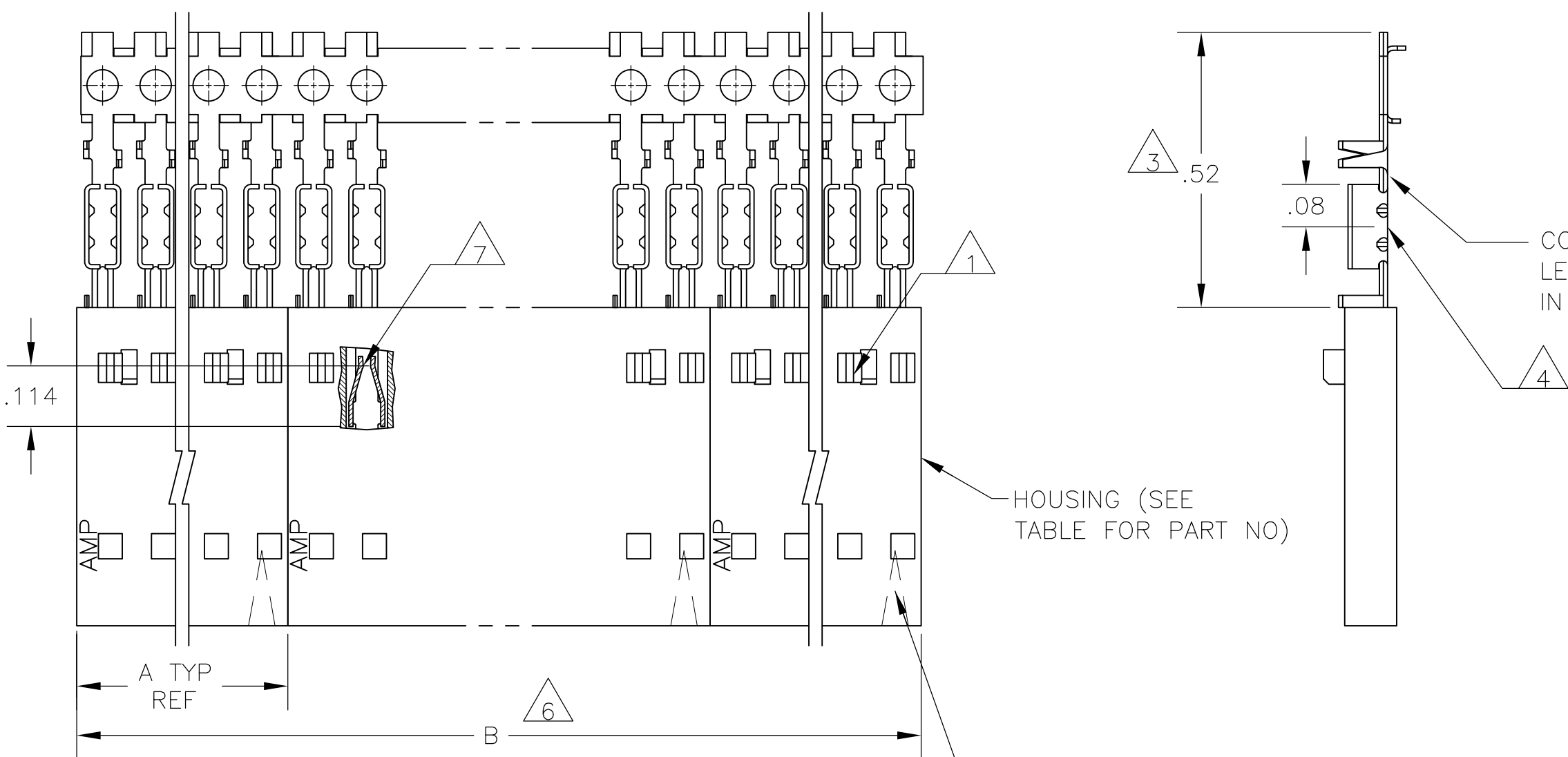


THIS DRAWING IS UNPUBLISHED. RELEASED FOR PUBLICATION  
 © COPYRIGHT BY TYCO ELECTRONICS CORPORATION. ALL RIGHTS RESERVED.

| LOC | DIST | REVISIONS |     |                           |         |     |      |
|-----|------|-----------|-----|---------------------------|---------|-----|------|
|     |      | P         | LTR | DESCRIPTION               | DATE    | DWN | APVD |
| AD  | 00   |           | K   | EC 0G3C 0759 04           | 24JAN05 | BSV | JLG  |
|     |      |           | K1  | REVISED PER ECO-09-020689 | 02SEP09 | KK  | AEG  |



EXAMPLE: STRIP ASSEMBLY  
SCALE 2:1

| PLATING | 6        | B  | A  | HOUSING PART NUMBER | NO OF POSN | ASSEMBLY PART NUMBER ON STRIP |    |            |
|---------|----------|----|----|---------------------|------------|-------------------------------|----|------------|
| 14      | OBSOLETE | 13 | 2  | 2.40                | 1.198      | 1-103648-1                    | 12 | 6-103968-1 |
| 14      | OBSOLETE | 13 | 2  | 2.20                | 1.098      | 1-103648-0                    | 11 | 6-103968-0 |
| 14      | OBSOLETE | 13 | 2  | 2.00                | .998       | 103648-9                      | 10 | 5-103968-9 |
| 14      | OBSOLETE | 13 | 2  | 1.80                | .898       | 103648-8                      | 9  | 5-103968-8 |
|         |          | 13 | 2  | 1.60                | .798       | 103648-7                      | 8  | 5-103968-7 |
| 14      | OBSOLETE | 13 | 2  | 1.40                | .698       | 103648-6                      | 7  | 5-103968-6 |
| 14      | OBSOLETE | 13 | 4  | 2.39                | .598       | 103648-5                      | 6  | 5-103968-5 |
|         |          | 13 | 4  | 1.99                | .498       | 103648-4                      | 5  | 5-103968-4 |
|         |          | 13 | 5  | 1.99                | .398       | 103648-3                      | 4  | 5-103968-3 |
|         |          | 13 | 8  | 2.40                | .298       | 103648-2                      | 3  | 5-103968-2 |
|         |          | 13 | 10 | 2.00                | .198       | 103648-1                      | 2  | 5-103968-1 |
|         | 11       | 10 | 2  | 2.00                | .998       | 103648-9                      | 10 | 1-103968-2 |
| 14      | OBSOLETE | 9  | 2  | 2.40                | 1.198      | 1-103648-1                    | 12 | 1-103968-1 |
| 14      | OBSOLETE | 9  | 2  | 2.20                | 1.098      | 1-103648-0                    | 11 | 1-103968-0 |
| 14      | OBSOLETE | 9  | 2  | 2.00                | .998       | 103648-9                      | 10 | 103968-9   |
| 14      | OBSOLETE | 9  | 2  | 1.80                | .898       | 103648-8                      | 9  | 103968-8   |
|         |          | 9  | 2  | 1.60                | .798       | 103648-7                      | 8  | 103968-7   |
| 14      | OBSOLETE | 9  | 2  | 1.40                | .698       | 103648-6                      | 7  | 103968-6   |
| 14      | OBSOLETE | 9  | 4  | 2.39                | .598       | 103648-5                      | 6  | 103968-5   |
|         |          | 9  | 4  | 1.99                | .498       | 103648-4                      | 5  | 103968-4   |
|         |          | 9  | 5  | 1.99                | .398       | 103648-3                      | 4  | 103968-3   |
|         |          | 9  | 8  | 2.40                | .298       | 103648-2                      | 3  | 103968-2   |
|         |          | 9  | 10 | 2.00                | .198       | 103648-1                      | 2  | 103968-1   |

THIS DRAWING IS A CONTROLLED DOCUMENT. DWN 05 NOV 1986  
 L. MAYER  
 CHK 11-12-86  
 P.C.DEJONG  
 APVD 11-13-86  
 J. SCHEIFFER  
 Tyco Electronics Corporation  
 Harrisburg, Pa 17105-3608

DIMENSIONS: INCHES  
 TOLERANCES UNLESS OTHERWISE SPECIFIED:  
 0 PLC ± -  
 1 PLC ± -  
 2 PLC ± .02  
 3 PLC ± .005  
 4 PLC ± -  
 ANGLES ± -  
 FINISH SEE TABLE

108-25034  
 114-25026  
 WEIGHT -  
 CUSTOMER DRAWING

Tyco Electronics Corporation  
 RCPT ASSY, AMPMODU MTE, SINGLE ROW, .100 C/L, WITH GUIDE RIBS, FOR #22-#26 AWG WIRE SIZE, STRIP FORM

SIZE A2 CAGE CODE 00779 DRAWING NO. 103968 RESTRICTED TO -  
 SCALE 4:1 SHEET 1 OF 1 REV K1